FICHE DE MONTAGE

3mn

COMPTOIR BOIS

PLIABLE



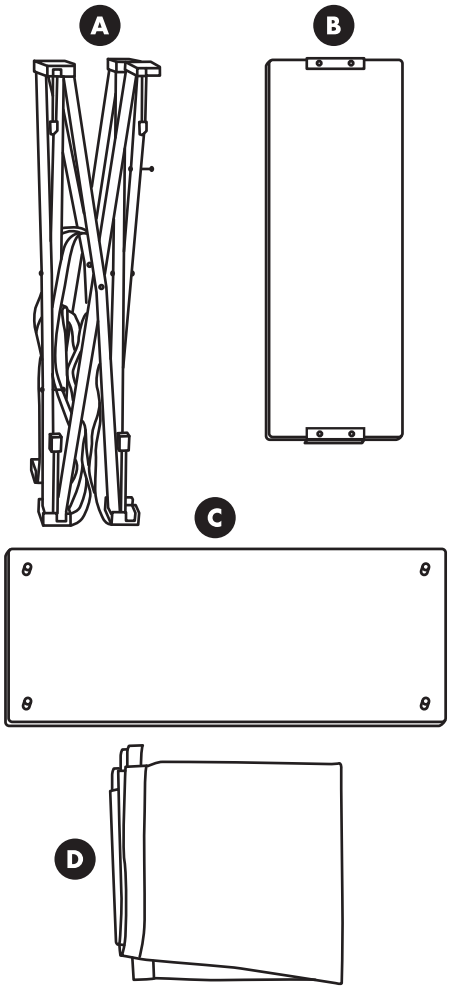

A - Structure dépliante
B - Étagère
C - Tablette en mélaminé bois
D - Visuel

1 MONTAGE

1 - Dépliez la structure A (crochets vers le haut)
2 - Fixez les clips en haut et bas
3 - Raccordez les crochets

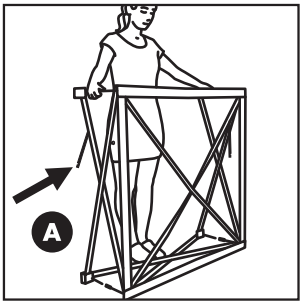

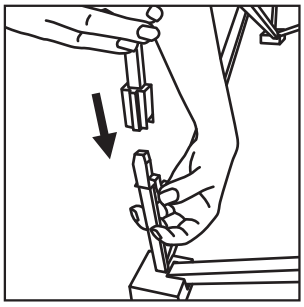

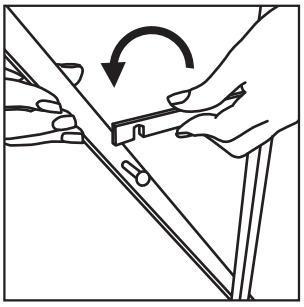

4 - Placez l'étagère B sur les crochets à l'intérieur de la structure A
5 - Fixez la tablette C dans les repères prévus sur la structure A

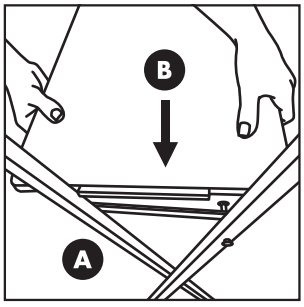

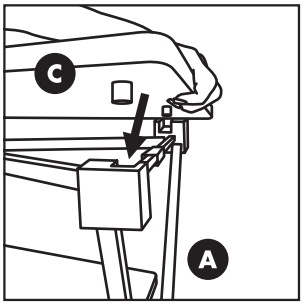

2 HABILLAGE
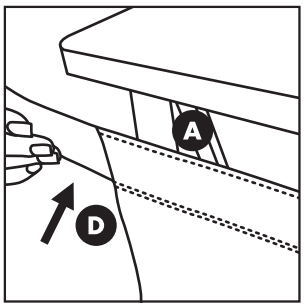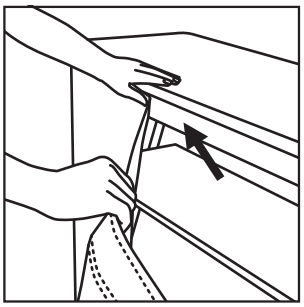
Fixez votre visuel D sur les velcros de la structure A